

SL-T35281R1G

DATA SHEET

SPEC. NO. : SZ16032901
DATE : 2016/03/29
REV. : A/0

Approved By:

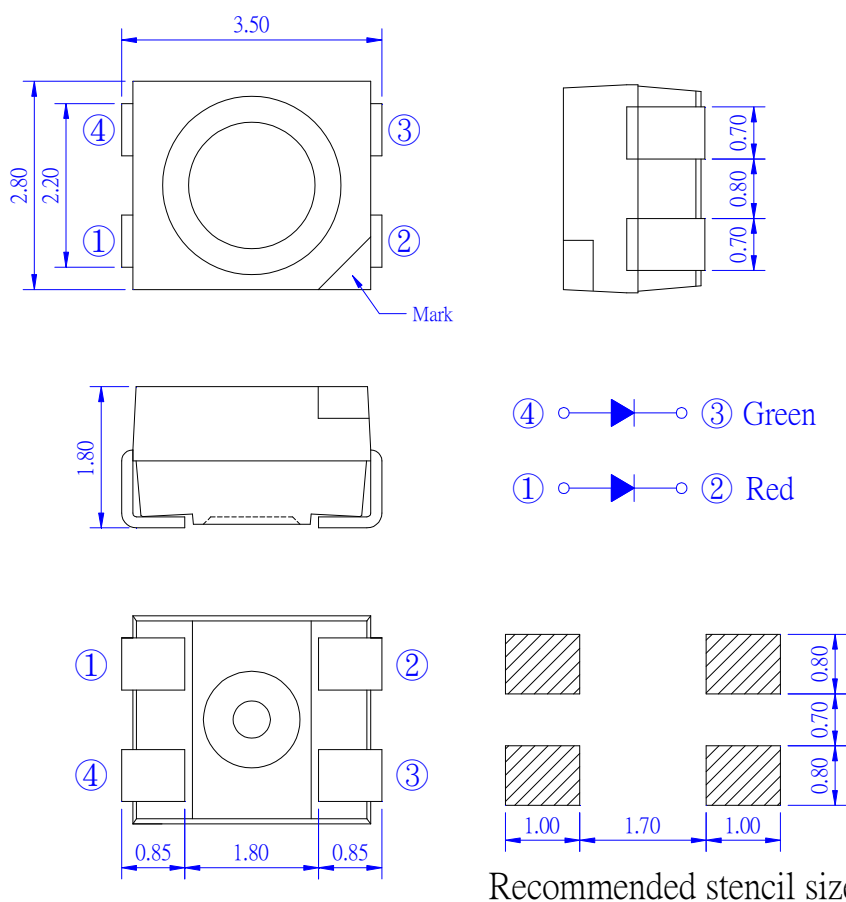
Checked By:

Prepared By:

Features

- ◆ Pb free product—RoHS compliant
- ◆ Low power consumption, High efficiency
- ◆ Reliable and rugged
- ◆ Bi-color – Red and Green
- ◆ Long life – solid state reliability
- ◆ Viewing angle: 120°

Package Dimension



Part NO.	Lens Color	Source Color
SL-T35281R1G	Water Clear	Red & Green

Notes:

1. All dimensions are in millimeters.
2. Tolerance is $\pm 0.10\text{mm}$ unless otherwise noted.
3. Specifications are subject to change without notice.

Absolute Maximum Ratings at Ta=25°C

Parameter	Red	Green	Unit
Power Dissipation	72	102	mW
Peak Forward Current ^{*2}	100	100	mA
Continuous Forward Current	30	30	mA
Reverse Voltage	5	5	V
Electrostatic Discharge (HBM) ^{*3}	4000	4000	V
Moisture Sensitivity Level ^{*1}	5a		
Operating Temperature Range	-40°C to +85°C		
Storage Temperature Range	-40°C to +100°C		
Reflow Temperature	260°C Max. for 10 Seconds Max.		

1. Storage and operating:

- (1). Storage requirements before vacuum bag opened: Temperature<30°C, Humidity<65%RH;
- (2). Check air leakage and vacuum bag damage before opened. If there is any issue found, check the humidity indicator card immediately after bag opened:
 - a. If color changes on “10% circle” of the humidity indicator card only and not the circles of 20% and above, components can be used without additional handling;
 - b. If color changes on both 10% and 20% circles but not the circles of 30% and above, components must be dehumidified according to the conditions of bullet (5);
 - c. If color changes on 10%, 20%, and 30% circle or above, the product should be returned to the supplier for high temperature dehumidification;
- (3). After bag opened, manual soldering or reflow process must follow the following requirements:
 - a. Complete soldering / reflow within 24 hours;
 - b. Requirements of working environment: Temperature<30°C, Humidity<60%RH;
- (4). If the working condition is outside (3)a requirement, the components must be dehumidified according to the conditions of bullet (5);
- (5). Low temperature dehumidification: temperature 60±5°C, at least 24 hours;
- (6). Shelf life: 30 days. If it's over 30 days from the production date on the package label, the components must be dehumidified according to the condition of bullet (5). If customer is unable to dehumidify, return components to LIGHT for dehumidification.

2. Peak Forward Current:

Condition for is IFP pulse: Pulse Width≤0.1ms and duty≤1/10.

3. Caution in ESD:

Static Electricity and surge damages the LED. It is recommend to use a wrist band or anti-electrostatic glove when handling the LED. All devices, equipment and machinery must be properly grounded.

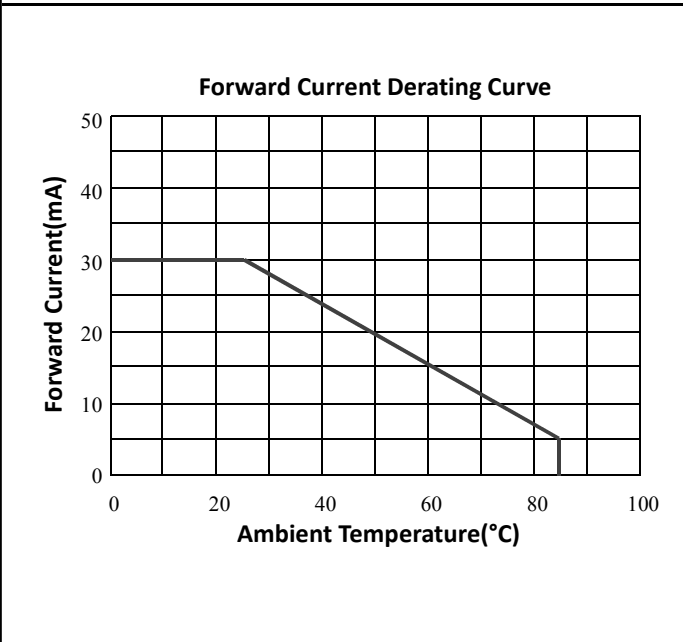
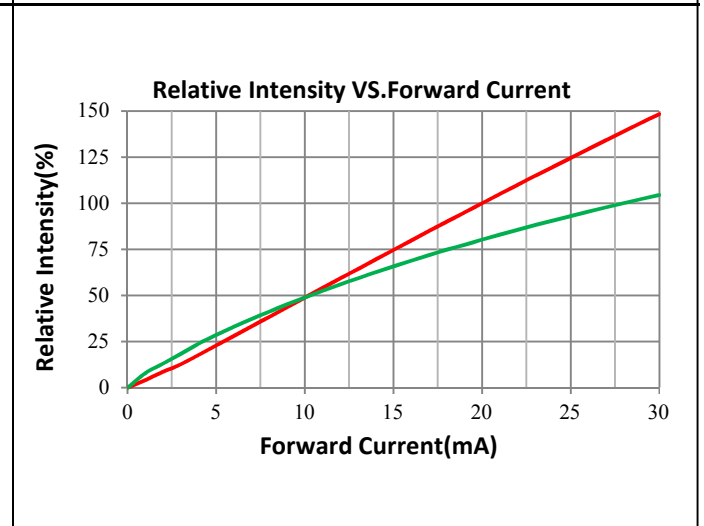
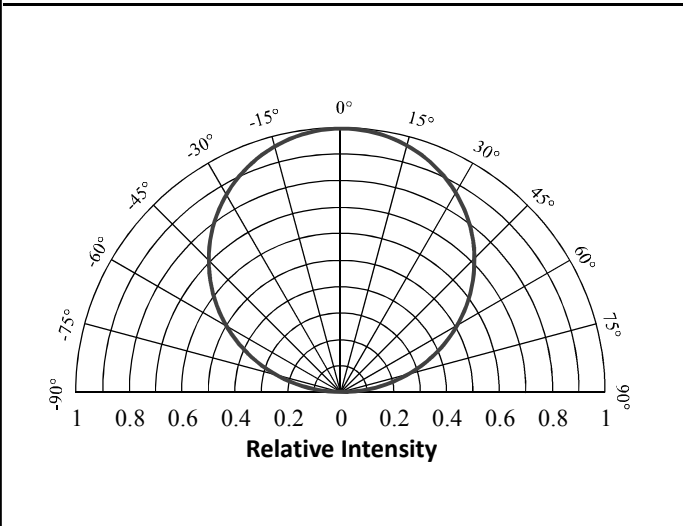
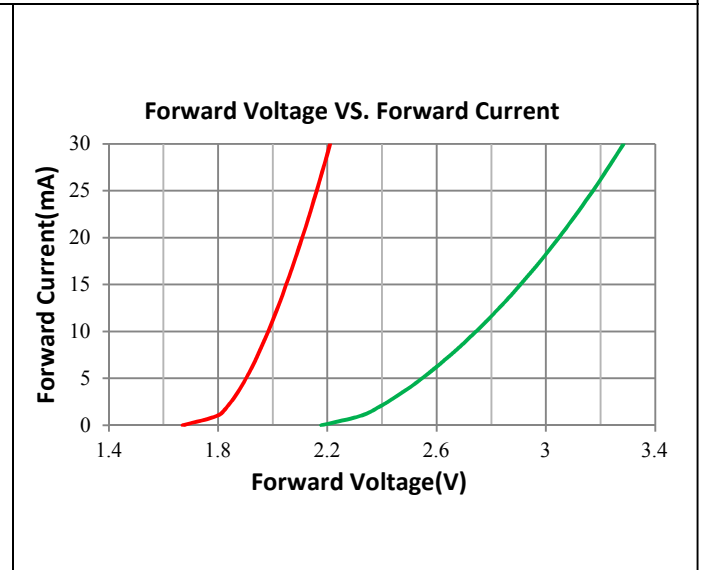
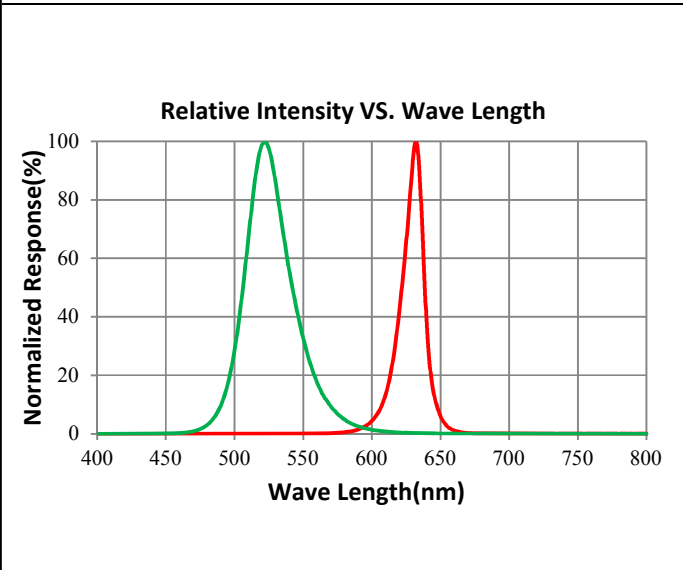
Electrical Optical Characteristics at Ta=25°C

Parameter	Symbol	Color	Min.	Typ.	Max.	Unit	Test Condition
Luminous Intensity	I _v	Red	546	715	922	mcd	I _F =20mA
		Green	1300	1700	2200	mcd	I _F =20mA
Viewing Angle	2θ _{1/2}	---	---	120	---	Deg.	(Note 2)
Peak Emission Wavelength	λ _p	Red	---	635	---	nm	I _F =20mA
		Green	---	515	---	nm	I _F =20mA
Dominant Wavelength	λ _d	Red	619	---	629	nm	I _F =20mA
		Green	515	---	530	nm	I _F =20mA
Spectral Line Half-Width	Δλ	Red	---	15	---	nm	I _F =20mA
		Green	---	30	---	nm	I _F =20mA
Forward Voltage	V _F	Red	1.8	---	2.4	V	I _F =20mA
		Green	2.6	---	3.4	V	I _F =20mA
Reverse Current	I _R	---	---	---	10	μA	V _R =5V

Note:

1. Luminous intensity is measured with a light sensor and filter combination that approximates the CIE eye-response curve. Tolerance of Luminous Intensity: ±15%.
2. θ_{1/2} is the off-axis angle at which the luminous intensity is half the axial luminous intensity.
3. The dominant wavelength, λ_d is derived from the CIE chromaticity diagram and represents the single wavelength which defines the color of the device. Tolerance of Dominant Wavelength: ±1.0nm.
4. Tolerance of Forward Voltage: ±0.1V.

Typical Electrical / Optical Characteristics Curves (25°C Ambient Temperature Unless Otherwise Noted)



Label Explanation

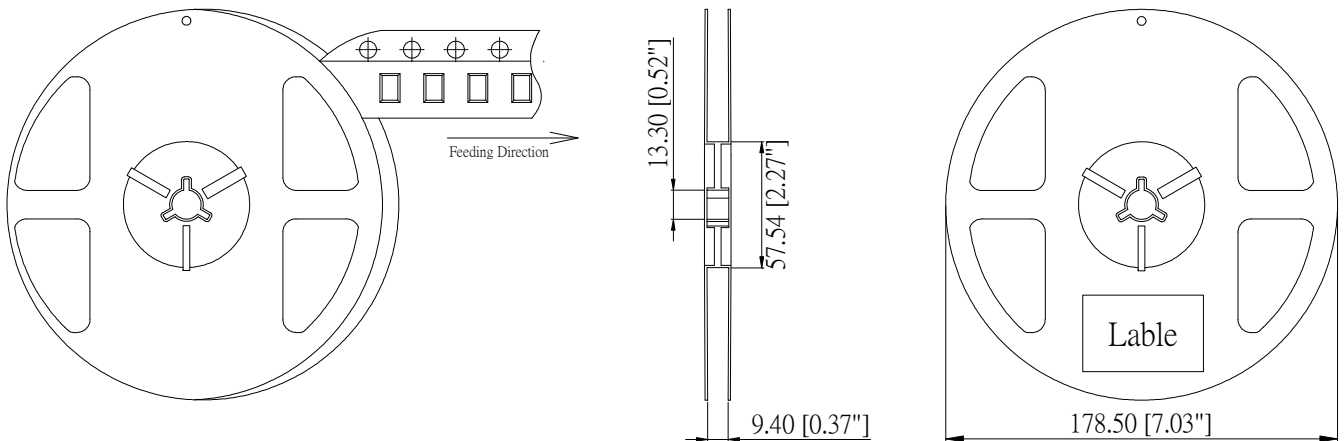
LIGHT Universal Label

LIGHT 深圳莱特光电股份有限公司  Light Electronics CO., LTD.	
产品型号 MODEL NAME:	 LOT NO. :
数量 QUANTITY:	
等级 BIN:	
包装日期 PACKING DATE:	
备注 REMARKS:	

Customer Defined Label

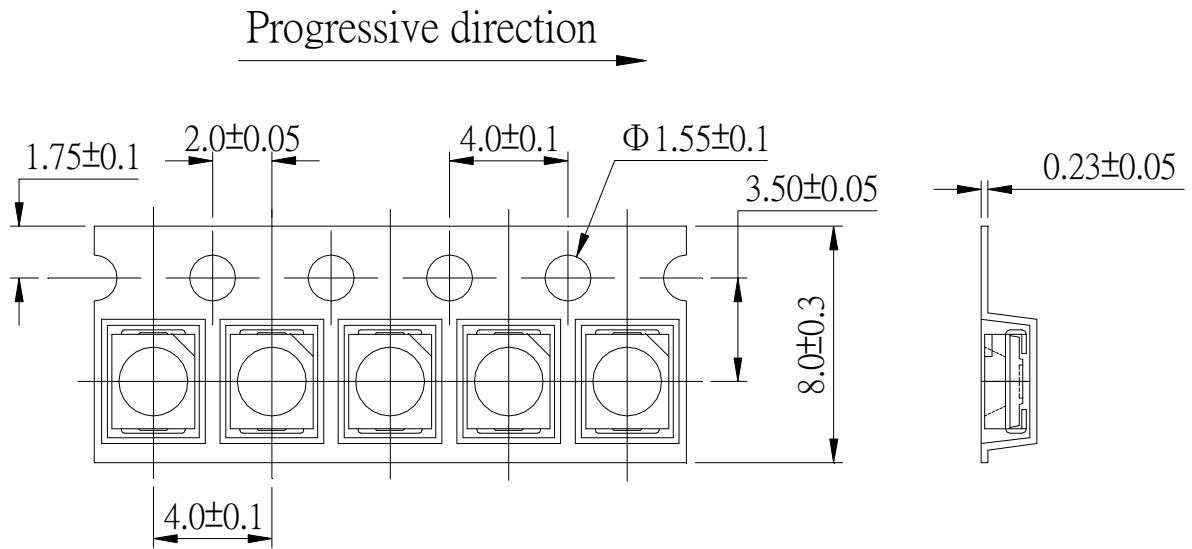
LIGHT 深圳莱特光电股份有限公司  Light Electronics CO., LTD.	
产品型号 MODEL NAME:	 LOT NO. :
数量 QUANTITY:	
等级 BIN:	
包装日期 PACKING DATE:	
客户料号 CUSTOMER P/N:	

Reel Dimensions



Note: Tolerance unless mentioned is $\pm 0.2\text{mm}$; Unit = mm

Carrier Tape Specifications (Loaded Quantity: 2000pcs/reel)



Moisture Resistant Packaging

